

MAPEGUARD UM 35

Waterproofing, uncoupling and anti-fracture membrane for cracked and damp substrates and substrates that are not fully cured before installing ceramic and stone tiles



WHERE TO USE

Installation on internal and external substrates as an uncoupling and anti-fracture membrane for laying ceramic and stone flooring on difficult, cracked substrates and on substrates that are not fully cured, and without having to copy the layout of control joints and expansion joints (as defined in UNI 11493-1 and UNI 11714-1) in the substrate.

Mapeguard UM 35 is suitable for waterproofing balconies and terraces since it creates an uncoupling and vapour compensation layer on damp substrates and/or on substrates that are not fully cured.

Mapeguard UM 35 is a waterproofing uncoupling and anti-fracture membrane that allows moisture in the underlying layers to be released.

Mapeguard UM 35 is suitable for installing ceramic and stone tiles, including when overlaying existing flooring.

Mapeguard UM 35 may be used in the following settings:

- new residential buildings and residential buildings being renovated;
- commercial settings;
- hospitals;
- hotels;
- balconies and terraces;
- bathrooms.

It is also suitable for these types of substrate:

- concrete;
- cementitious screeds;
- cementitious screeds with heating systems;
- anhydrite screeds;
- anhydrite screeds with heating systems;
- old ceramic, resin and wood floorings.

TECHNICAL CHARACTERISTICS

Mapeguard UM 35 is a membrane made from a layer of honeycomb HDPE with a rough surface and polypropylene fabric backing. These characteristics improve the bond strength of adhesive applied on both

sides of **Mapeguard UM 35**.

ADVANTAGES

Crack control

Mapeguard UM 35 allows the control of cracks in the substrate, acting as an anti-fracture membrane and as an uncoupling element that prevents transmission of substrate cracks to the flooring.

Waterproofing properties

Completely waterproof with the capacity to protect substrates from infiltrations of water and increase their durability.

May be used on internal and external surfaces in combination with **Mapeband Easy** for sealing joints between the sheets and waterproofing critical areas (edges, cornes, etc).

Vapour control

Thanks to the air channels on the back of the membrane, the moisture in the underlying layers can evaporate; **Mapeguard UM 35** is thus suitable for use on damp substrates and/or on substrates that are not fully cured, including in external surroundings.

Mechanical strength

Mapeguard UM 35 allows the distribution of stresses also on floorings subject to heavy loads; it is certified as EXTRA HEAVY COMMERCIAL RATING according to TCNA test reports complying with ASTM C 627 and is suitable for use in residential and commercial surroundings.

Even heat distribution

Mapeguard UM 35 guarantees that heat is distributed more evenly when applied on heated floors, including compact heated floors.

Transparency

Mapeguard UM 35 is semitransparent and this allows to verify the correct distribution of the adhesive underneath, as well as to easily locate the presence of potential elements passing through surfaces (such as drains), thus making the cutting of the membrane easier.

Improved Adhesion

The special shape of the embosses offers a perfect mechanical bonding of the adhesive in order to obtain a high adhesion between the ceramic or stone covering and **Mapeguard UM 35**.

RECOMMENDATIONS


- The substrate must have an adequate mechanical strength according to expected loads.
- Do not use in correspondence with structural joints in the substrate.
- Do not apply over cracks or joints subject to out-of-plane movement.
- Do not apply directly over structural cracks and/or cracks wider than 3 mm.
- Do not use tiles smaller than 5x5 cm.
- For substrates with residual moisture, use **Mapeband Easy** to seal joints between adjacent sheets of membrane.
- Do not use on dry anhydrite substrates unless they have been treated beforehand with special primer such as **Primer G** or **Eco Prim T Plus**.
- Anhydrite-based substrates must have a maximum residual humidity of 2%.
- Do not apply directly on bitumen membranes.
- **Mapeguard UM 35** needs to be covered with stone or ceramic flooring material.
- Do not use on lightweight screeds.

APPLICATION PROCEDURE

To install **Mapeguard UM 35** membrane correctly, we recommend consulting the Installation Manual, which is available on the company website www.mapei.com, or to contact MAPEI Technical Services.



Cutting Mapeguard UM 35



Application of adhesive with a n. 5 notched trowel



Laying of Mapeguard UM 35



Pressing Mapeguard UM 35 using Mapeguard Roller



Perimetral waterproofing with Mapeband Easy, bonded with Mapeguard WP Adhesive



Waterproofing of joints between the sheets with Mapeband Easy, bonded with Mapeguard WP Adhesive



Waterproof drains with Drain Vertical/Drain Lateral



Waterproof drains with Drain Front



Install ceramic or stone tiles with a suitable Mapei adhesive of at least C2 class

PACKAGING

30 m x 1 m rolls.

SAFETY INSTRUCTIONS FOR PREPARATION AND APPLICATION

Mapeguard UM 35 is an article and referring to the current European regulations (Reg. 1906/2007/EC - REACH) does not require the preparation of the safety data sheet. During use it is recommended to wear gloves and goggles and follow the safety requirements of the workplace.

PRODUCT FOR PROFESSIONAL USE.

TECHNICAL DATA (typical values)


DIMENSIONS

Colour:	blue
Length:	30 m
Width:	1 m
EMICODE:	EC1 Plus - Very low emissions

PROPERTIES


Robinson Wheel test:	ASTM C 627	Extra Heavy Commercial Rating	Test report #TCNA-0487-18 carried out at the TCNA laboratories (United States)
Pull out test (class C2 cementitious adhesive, 28 days at +23°C and 50% R.H.):	EN 12004	0.6 N/mm ²	–

System for the installation of ceramic on uncoupling anti-fracture membrane in interior



- 1 Concrete substrate
- 2 Damp proofing barrier
- 3 **Topcem Pronto** cementitious screed
- 4 Mapei adhesive (at least C2 class)
- 5 Uncoupling anti-fracture membrane **Mapeguard UM 35**
- 6 Mapei adhesive (at least C2 class) to be chosen according to the flooring
- 7 Porcelain tiles
- 8 **Ultracolor Plus** grout

System for the installation of ceramic on waterproofing uncoupling anti-fracture membrane in exterior



- 1 Damp proofing barrier
- 2 **Topcem Pronto** cementitious screed
- 3 Mapei adhesive (at least C2 class)
- 4 **Mapeguard UM 35** waterproofing uncoupling anti-fracture membrane
- 5 **Mapeguard WP Adhesive** adhesive
- 6 **Mapeband Easy** waterproofing rubber tape
- 7 Mapei adhesive (at least C2 class) to be chosen according to the flooring
- 8 Ceramic tiles
- 9 **Ultracolor Plus** grout

WARNING

Although the technical details and recommendations contained in this product data sheet correspond to the best of our knowledge and experience, all the above information must, in every case, be taken as merely indicative and subject to confirmation after long-term practical application; for this reason, anyone who intends to use the product must ensure beforehand that it is suitable for the envisaged application. In every case, the user alone is fully responsible for any consequences deriving from the use of the product.

Please refer to the current version of the Technical Data Sheet, available from our website www.mapei.co.uk

LEGAL NOTICE

The contents of this Technical Data Sheet (“TDS”) may be copied into another project-related document, but the resulting document shall not supplement or replace requirements per the TDS in force at the time of the MAPEI product installation.

The most up-to-date TDS can be downloaded from our website www.mapei.co.uk

ANY ALTERATION TO THE WORDING OR REQUIREMENTS CONTAINED OR DERIVED FROM THIS TDS EXCLUDES THE RESPONSIBILITY OF MAPEI.

Mapei U.K. Ltd

Mapei House Steel Park Road - Halesowen, West Midlands, B62 8HD



+44-121-5086970



www.technical-uk@mapei.co.uk



info@mapei.co.uk

7680-8-2024-UK

Any reproduction of texts, photos and illustrations published here is prohibited and subject to prosecution

